




1988-1992 Toyota Corolla shift assembly shown as typically received from a salvage yard. The pin identified by the arrow must be removed.



Once the shift lever has been removed from the shifter assembly the pivot arm can be rotated to gain access to the back side of the pin. Or, you can remove the circlip that holds the shaft into the cast shift assembly and remove the pivot arm from the assembly. Simply grind off the flange on the back side and remove the pin.




Circlip



Flange to grind off.





Shifter assembly with the pin removed.